

Month: March 'Early chatter matters - from bump to birth and beyond'

Instructions: Babbling babies don't turn into talkative toddlers by chance. It requires help and encouragement from you! So this month we are providing you with materials which have been developed to help adults talk, sing and play with their children/pupils.

Pages two to five: Incy Wincy flashcards

- Print and cut out the cards to use as a visual support while saying the rhyme. The adult can point to or hold up each symbol as they come to that word in the verse. The main symbol can be on a board so that the pupils can use it to request that this is the rhyme they would like to say next.
- Print the cards and use them as a prompt for engaging in the rhyme. The reader should stop and encourage the child to point to the symbol and say the word to fill in the gap, i.e. "out came the sun and dried up all the", "Incy Wincy went up the spout again"
- Print twice and cut up to play matching or snap games

Page six: Incy Wincy script

- This is a general reminder for the adults of the words. It can also be put into a book with more rhymes printed out for the children to read.
- Use it to read the rhyme with the children pointing to the pictures and signing the actions, i.e. pointing up and pointing down, finger walk up the child's arm to 'Incy Wincy went up the water spout'.

Page seven and eight: story sequencing activities


- Print and cut out the cards. Then ask the children to put them in order. They will need to look very carefully for Incy Wincy!
- Print and cut out the cards and place each on a BigMack. They can then be used for sequencing or to engage in the telling of the nursery rhyme.
- Print and cut out the cards. An adult can scan each scene manually whilst saying the cell contents. Using a BigMack or any single message device, the pupil can then say 'That one' to engage in the sequencing activity.

Page nine: word to picture match



- This is a page for more able children who could use the previous pages to look for the symbol or word and match them on this page. It might also be for older siblings to join in with an activity.


Page ten: weather flashcards

- Use these cards to incorporate the theme of weather to the nursery rhyme. Talk about the sunshine and the rain and ask the children what types of clothes they would wear if they were the Incy Wincy spider.
- Print twice and cut up to play matching or snap games.

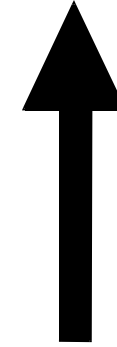


Incy Wincy Spider






Incy Wincy Spider



up



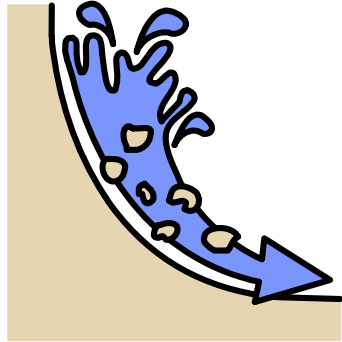
water spout




down



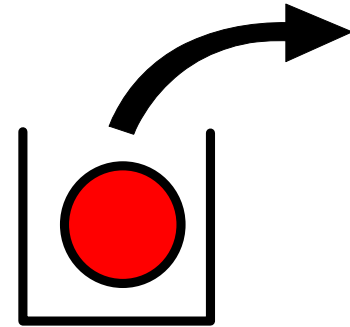
rain




washed



spider



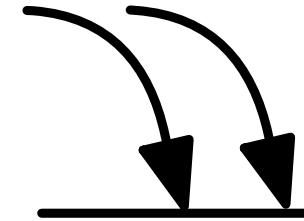
out




sun




dried



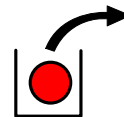

again



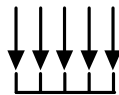

Incy Wincy Spider



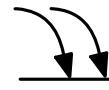

Incy Wincy spider went up the water spout.



Down came the rain and washed the spider out.



Out came the sun and dried up all the rain.



Incy Wincy spider went up the spout again.

Put these in order - write the number in the box.



Down came the rain and washed the spider out.





Incy Wincy spider went up the water spout.



Incy Wincy spider went up the spout again.









Out came the sun and dried up all the rain.



Match the word to the picture

spider
up
rain
sun
down
spout



rain




boots




umbrella




raincoat




sunshine



sandals



shorts



t-shirt