

Hello Resources

Month: May - Good communication starts at home

Learn how to turn everyday activities into fun communication opportunities.

Pages 2-4: Setting the table vocabulary: Print and use as a communication board or cut up to make flash cards or visual prompts. There are different versions to reflect different cultures and families.

Page 5-6: Planning boards: Print and use as a communication board or as a worksheet. The main objective is to build up an understanding of one to one correspondence, that there is one plate, knife and place mat for each person.

Page 7-8 People boards: Print and use as a communication board or cut up to make flash cards or visual prompts. The board on page 8 is an example and should be edited with pictures of people in your child's life. The main objective is for the adult and child to talk about who might be coming to the meal and who will need a place setting.

Pages 9-12: Poem: A fun poem about setting the table incorporating the characters from Goldilocks.

Page 13: Worksheet: A cut and paste activity about setting the table incorporating the characters from Goldilocks.

Page 14: Make your own placemat: Children can use crayons, felt tips or stickers to create placemats for themselves and their family.


Page 15-16: Question game: A question game about objects used for setting the table.

Page 17-18: Sudoku: A cut and paste game about objects used for setting the table.

All of these activities can be edited in Communicate: In Print to reflect other activities done in the home such as: preparing for a picnic, preparing for a birthday party, sorting laundry, getting ready for a trip to the pool and preparing a meal.

Resource produced in collaboration with CENMAC for the Hello campaign







Set the table



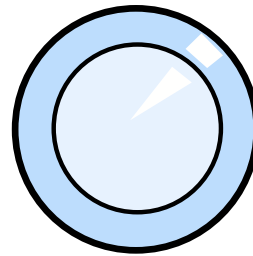
spoon



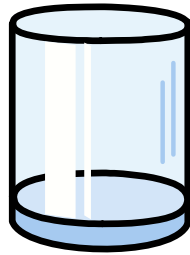
fork



knife



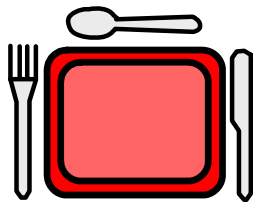
plate




glass




jug




placemat




napkin



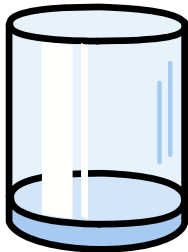
Set the table



chopsticks



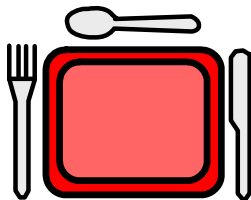
bowl




glass




jug




placemat




napkin




Set the table



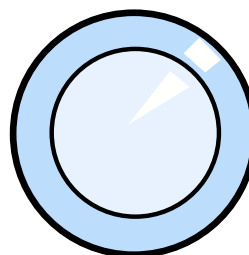
spoon



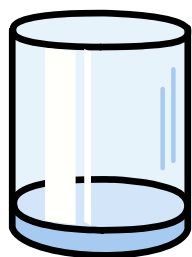
fork



knife



plate



glass




feeder cup




bib




bowl




How many?



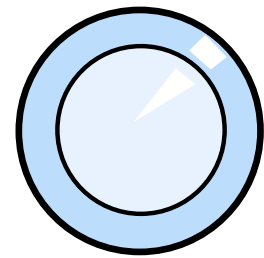
spoons



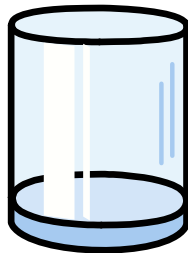
forks



knives




plates




glasses




jugs




placemats




napkins




How many?



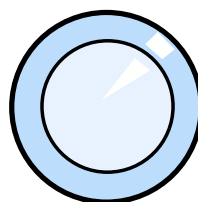
spoons



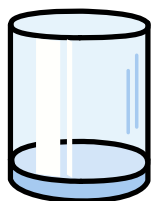
forks



knives




plates




glasses



jugs



placemats



napkins

1

2

3

4

5


6

7

8

9

10



Who


will

be




at


the




meal?




Mum




Dad




sister




brother




Grandma




Grandad



cousin



friend



Who


will

be



at

the



meal?



Mum



Dad



Grace



Stuart



Grandma




Grandad



Uncle Luke




Sachin




A very special

visitor



3 Bears




in


the



cottage,




something

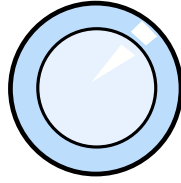



nice

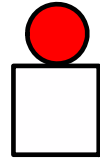
for



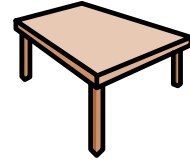
tea,



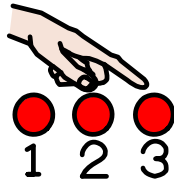
Plates



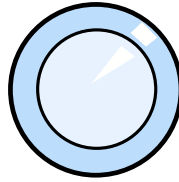
upon the



table,



count



them,

1 2 3

one two three.

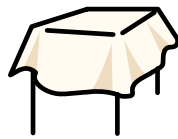
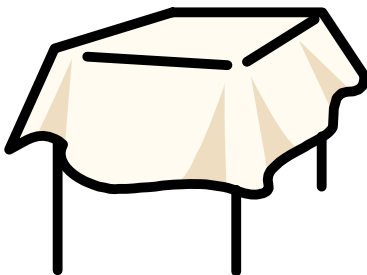
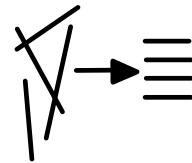


Table cloth laid



neatly



a knife




and

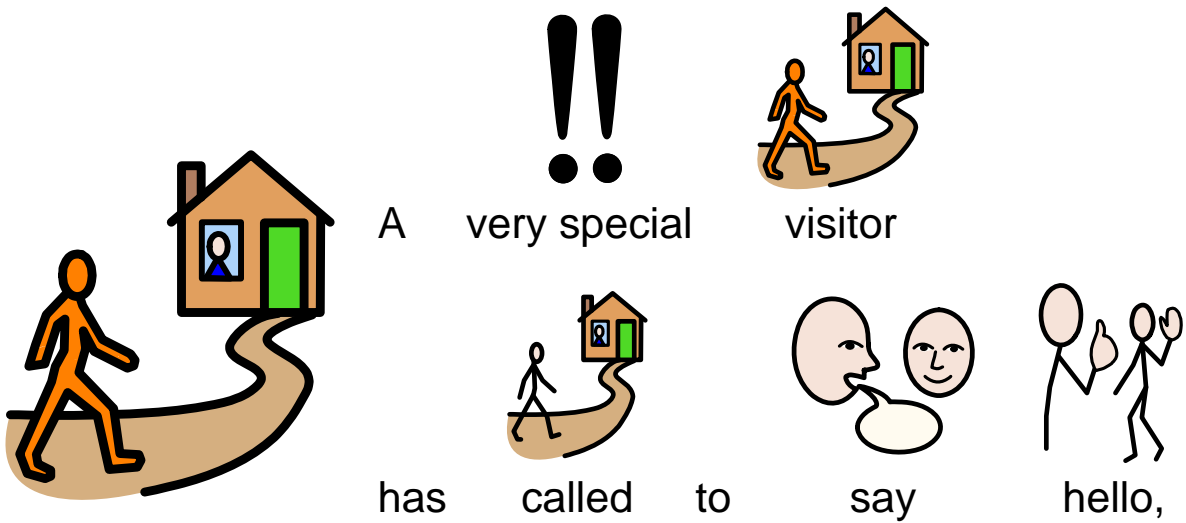



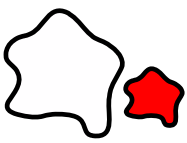

fork

for




all.





A little




girl

with




golden




hair,



I




wonder




who,



do



you



know?




Set the table



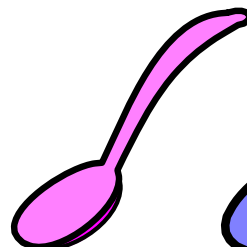



for the



3 bears





cut and paste



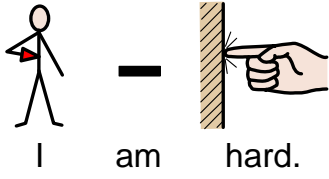


Design a placemat






Guess




I am hard.



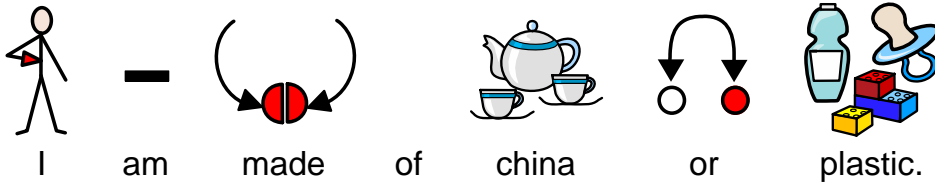
I am shiny.



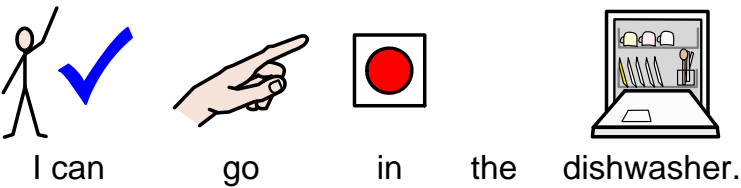
You use me to put food in your mouth.



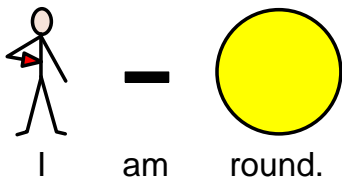
I can cut food.




I am made of china or plastic.




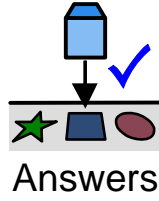
I can go in the dishwasher.



I am round.



You put food on me.




I




am

a



knife!

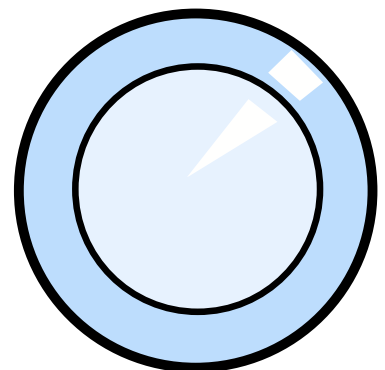


I



am

a





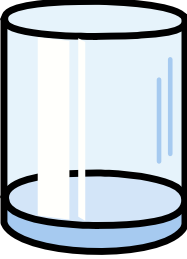
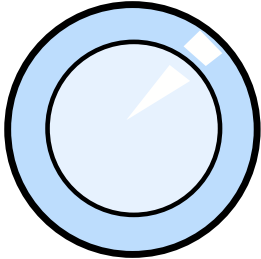


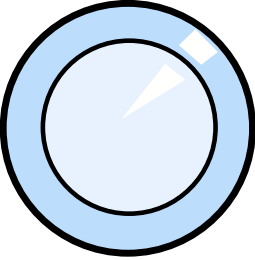
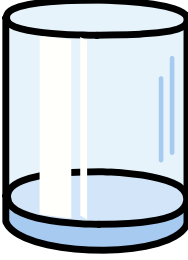

plate!

3		9	7
5			
9		4	3
2	7		1
	3		
9	7		

sudoku

Fill in the grid using the pictures on the next page, so that every row, every column and every large box contains the following four items:



3			9		7
	5				
9			4		3
2		7			1
		3			
9		7			

sudoku

Cut and paste these pictures into the sudoku board.

